

Scaled data based on original data using
LM-79-08 Approved Method: Electrical and Photometric Measurements of Solid-
State Lighting Products

Test Report Prepared for
Cooper Lighting Solutions
(formerly Eaton)

Brand: McGRAW-EDISON

Report Number: P386151

Luminaire Tested: **GWC-SA1D-730-U-T4FT**

Issue Date: 3/3/2020

Test Information

Test Method: LM-79-08
Report Number: P386151
TEST IS SCALED FROM IESNA LM-79-08 TEST DATA (G2-1903-205-16)
Test Lab: INNOVATION CENTER
Issue Date: 3/3/2020
Manufacturer: COOPER LIGHTING SOLUTIONS (FORMERLY EATON)
Product Line: MCGRAW-EDISON
Catalog Number: GWC-SA1D-730-U-T4FT
Description: GALLEON WALL LUMINAIRE
(1) 70 CRI, 3000K, 1200mA LIGHTSQUARE WITH 16 LEDS AND TYPE IV FORWARD
THROW OPTICS
Light Source: -
Ballast/Driver: ELECTRONIC DRIVER

Summary

Lumens per Lamp: N/A
Luminaire Lumens: 7593 lumens
Efficiency: N/A
Efficacy: 113.3 lumens/watt
Luminous Opening: Rectangular (W 0.5' x L: 0.5' x H: 0')
IES Classification: Type IV - Short
BUG Rating: B1 - U0 - G3

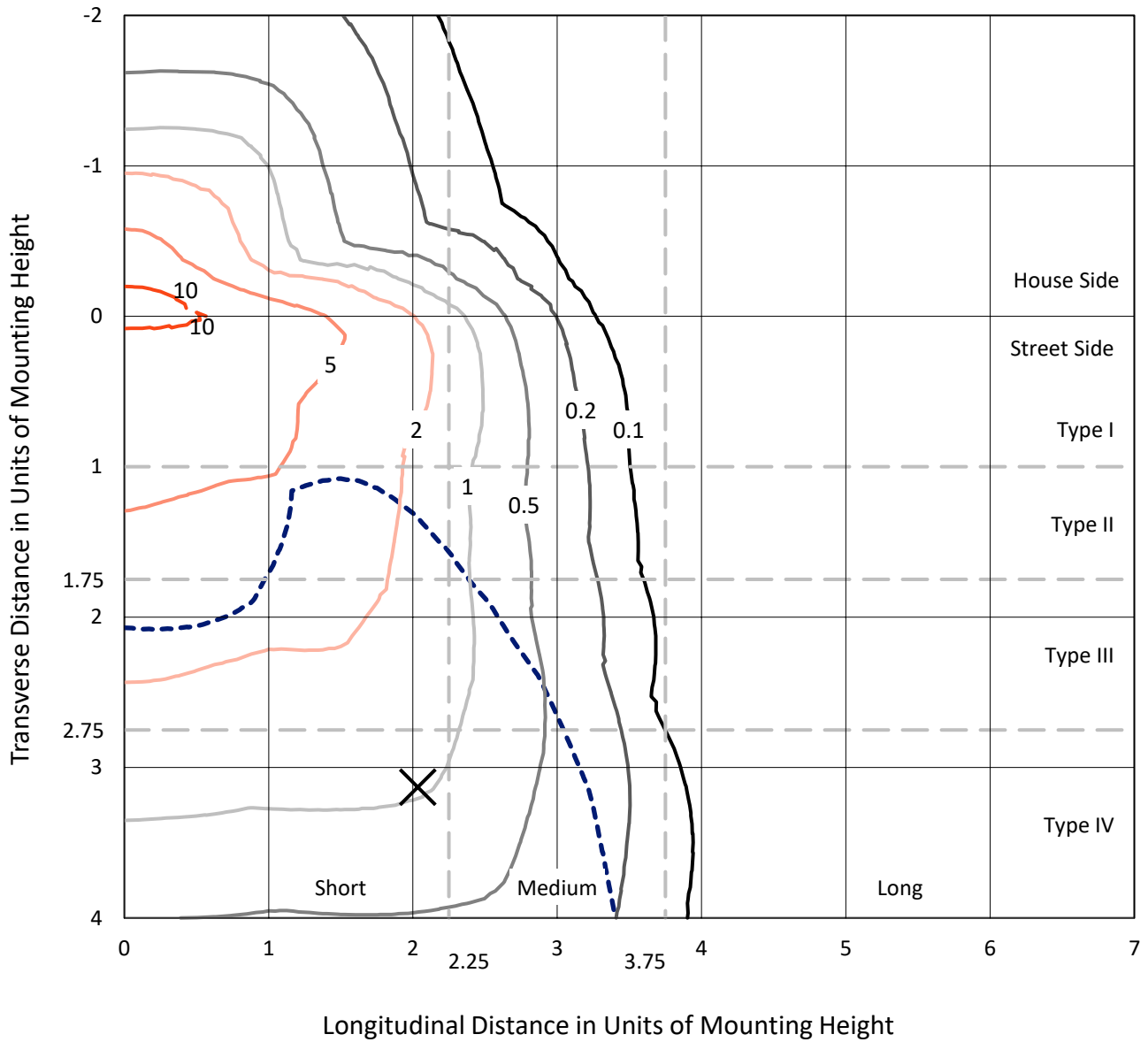
Input Watts (W): 67
Input Voltage (V): NR
Input Current (A_{in}): NR
Voltage Rise (V): NR
Power Factor: NR
Total Harmonic Distortion (THDi): NR
Frequency (hertz): 60
Stabilization Time: NR
Operation Time: NR
Ambient Temperature (°C): NR
Test Distance: 24 FT



REPORT NUMBER: P386151
 CATALOG NUMBER: GWC-SA1D-730-U-T4FT

Iso-Footcandle Lines of Horizontal Illumination

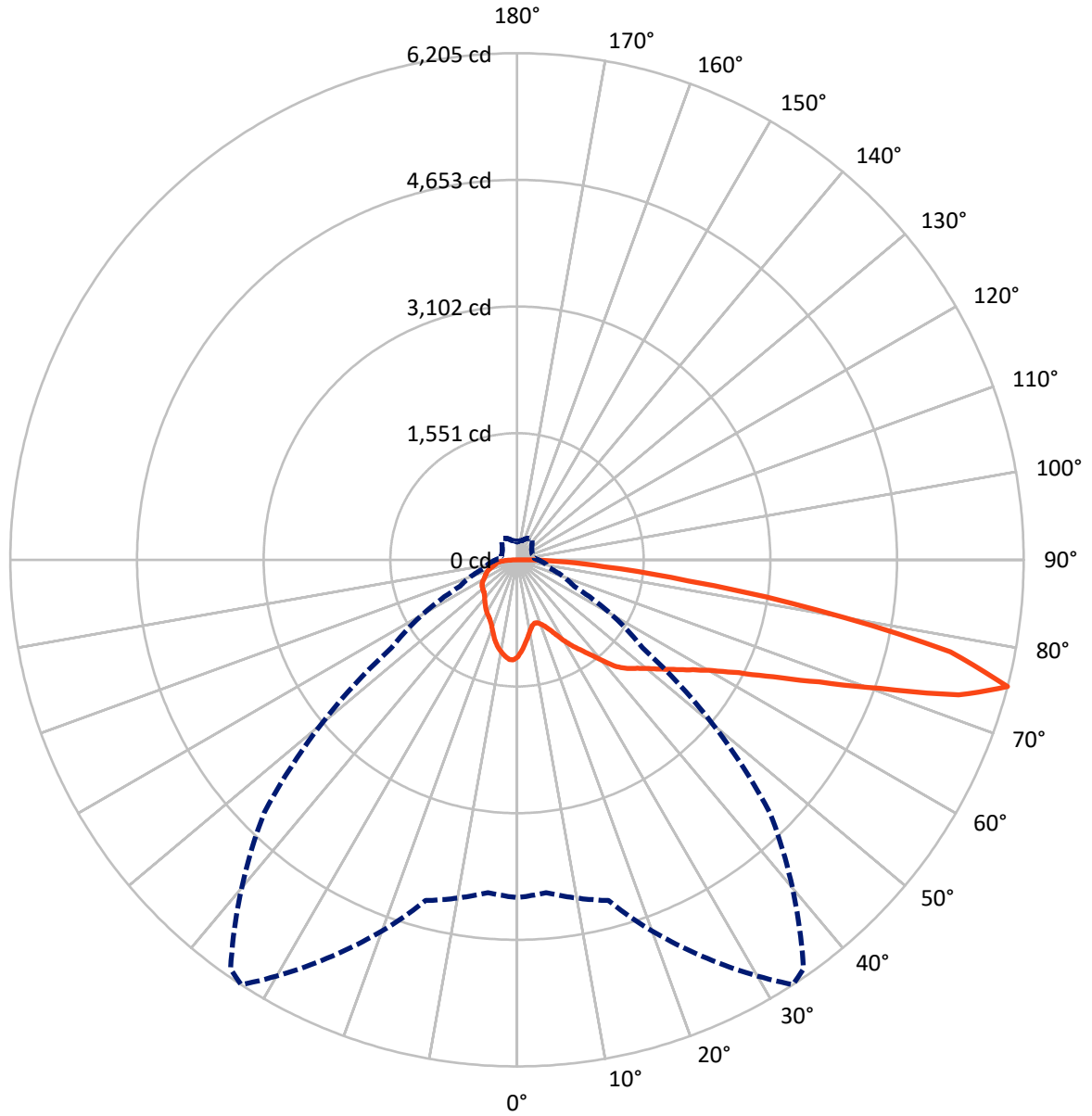
✕ Max cd
 - - - 1/2 Max cd



Based on 10 foot mounting height. Maximum calculated value = 11.9 fc
 Type IV - Short - N/A

REPORT NUMBER: P386151
CATALOG NUMBER: GWC-SA1D-730-U-T4FT

Luminous Intensity Polar Plot



— Vertical Plane Through 33-Deg Lateral - - - Horizontal Cone Through 75-Deg Vertical



REPORT NUMBER: P386151
 CATALOG NUMBER: GWC-SA1D-730-U-T4FT

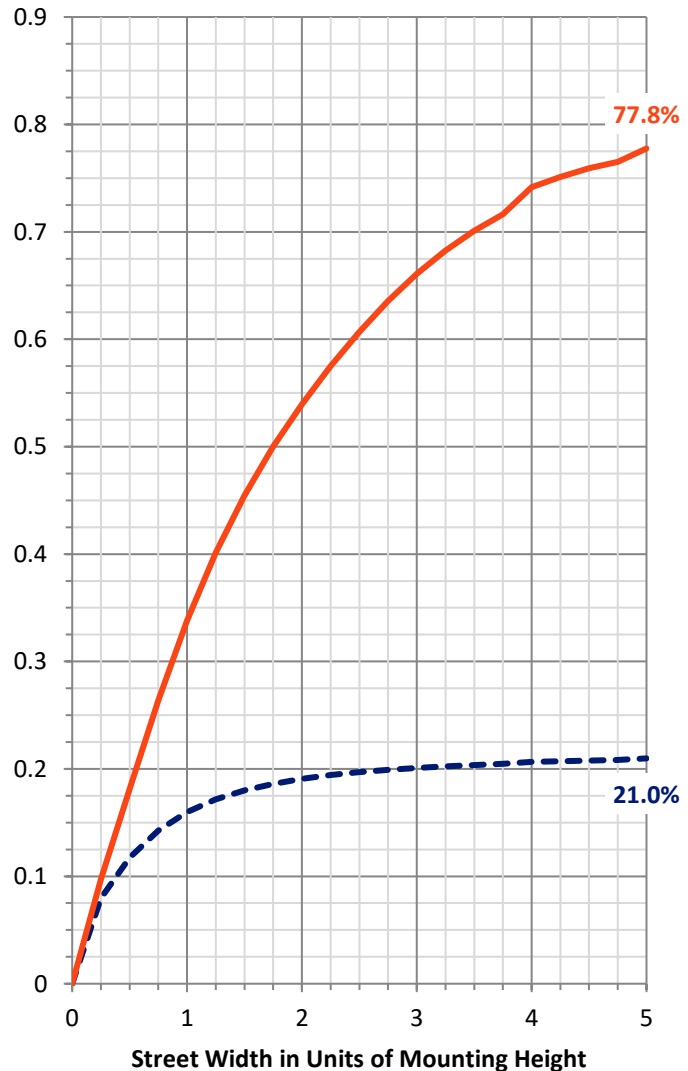
FLUX DISTRIBUTION:

		Downward	Upward	Total
House Side	Lumens	1630.4	0.0	1630.4
	% Fixture	21.5	0.0	21.5
Street Side	Lumens	5962.6	0.0	5962.6
	% Fixture	78.5	0.0	78.5
Total	Lumens	7593.0	0.0	7593.0
	% Fixture	100.0	0.0	100.0

ZONAL LUMENS:

Zone	Lumens	% Fixture
0°-10°	107.3	1.4
10°-20°	290.7	3.8
20°-30°	474.8	6.3
30°-40°	707.0	9.3
40°-50°	1014.1	13.4
50°-60°	1392.2	18.3
60°-70°	1742.9	23.0
70°-80°	1576.8	20.8
80°-90°	287.2	3.8
90°-100°	0.0	0.0
100°-110°	0.0	0.0
110°-120°	0.0	0.0
120°-130°	0.0	0.0
130°-140°	0.0	0.0
140°-150°	0.0	0.0
150°-160°	0.0	0.0
160°-170°	0.0	0.0
170°-180°	0.0	0.0
0°-90°	7593.0	100.0
0°-180°	7593.0	100.0

Coefficient of Utilization



REPORT NUMBER: P386151

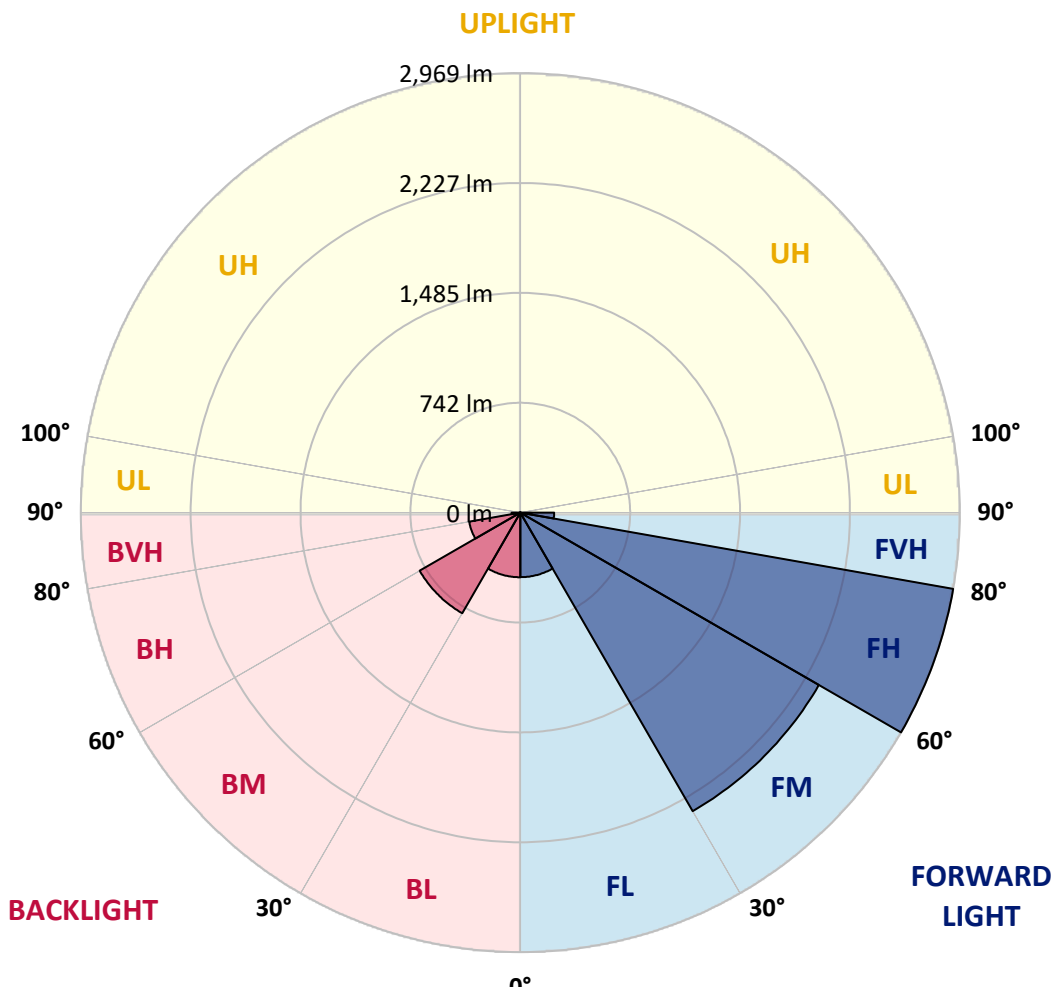
CATALOG NUMBER: GWC-SA1D-730-U-T4FT

LUMINAIRE CLASSIFICATION SYSTEM LUMEN TABLE AND BUG RATING:

Zone	Lumens	% Fixture	Zone Rating/Lumen Limit		
			B	U	G
FL (0°-30°)	436.1	5.7			
FM (30°-60°)	2328.6	30.7			
FH (60°-80°)	2969.1	39.1			G2/5000
FVH (80°-90°)	228.7	3.0			G3/500
BL (0°-30°)	436.7	5.8	B1/500		
BM (30°-60°)	784.7	10.3	B1/1000		
BH (60°-80°)	350.6	4.6	B1/500		G1/500
BVH (80°-90°)	58.5	0.8			G1/100
UL (90°-100°)	0.0	0.0		U0/0	
UH (100°-180°)	0.0	0.0		U0/0	

BUG Rating: B1-U0-G3

Type IV Short





REPORT NUMBER: P386151

CATALOG NUMBER: GWC-SA1D-730-U-T4FT

CANDELA DISTRIBUTION (FULL):

	0°	5°	15°	25°	33°	35°	45°	55°	65°	75°	85°
0°	1186.8	1186.8	1186.8	1186.8	1186.8	1186.8	1186.8	1186.8	1186.8	1186.8	1186.8
2.5°	1102.1	1097.9	1105.8	1106.8	1113.7	1116.3	1125.7	1140.4	1152.5	1166.4	1179.0
5°	1002.2	999.3	1010.3	1018.2	1033.1	1039.4	1061.7	1092.9	1120.7	1152.2	1180.8
7.5°	907.2	905.7	918.0	935.8	953.1	961.8	1000.3	1045.7	1092.1	1143.0	1186.8
10°	827.2	826.7	838.5	856.1	881.5	891.2	941.1	1000.9	1065.9	1135.9	1197.1
12.5°	782.4	784.2	789.7	804.4	828.0	837.7	893.1	963.4	1043.9	1133.6	1212.0
15°	793.4	796.3	786.8	786.3	803.1	810.7	862.6	936.6	1028.1	1137.5	1233.8
17.5°	840.4	840.9	816.0	800.2	810.5	814.4	853.2	921.4	1019.0	1146.4	1261.1
20°	906.4	905.1	861.1	834.8	840.4	841.4	866.6	921.7	1018.2	1161.9	1296.5
22.5°	994.1	984.3	925.1	889.4	888.1	886.5	900.9	941.1	1029.7	1187.1	1338.7
25°	1108.4	1099.2	1017.7	968.9	958.4	954.4	956.5	982.5	1052.5	1214.1	1385.9
27.5°	1235.6	1219.6	1140.9	1071.9	1050.2	1044.7	1032.1	1041.0	1077.5	1240.1	1442.0
30°	1342.1	1333.4	1264.7	1182.9	1157.2	1149.3	1116.3	1106.6	1113.4	1275.5	1512.8
32.5°	1401.6	1395.9	1354.2	1288.1	1264.2	1253.2	1206.5	1187.1	1171.1	1331.3	1608.8
35°	1473.8	1470.1	1444.9	1396.9	1361.5	1350.0	1313.8	1293.6	1252.4	1408.2	1732.9
37.5°	1565.6	1561.6	1562.2	1523.3	1481.1	1470.4	1446.5	1425.2	1357.8	1509.2	1867.7
40°	1669.4	1661.8	1658.9	1657.1	1630.3	1624.3	1611.7	1582.9	1490.0	1629.8	2000.7
42.5°	1825.7	1798.7	1741.0	1762.8	1789.3	1786.1	1796.4	1754.9	1636.9	1772.5	2130.5
45°	1976.6	1932.2	1832.6	1837.3	1895.3	1912.8	1989.4	1960.0	1796.1	1928.8	2264.8
47.5°	2045.3	2011.7	1927.0	1927.3	1984.7	2021.1	2189.0	2168.0	1963.4	2106.4	2428.7
50°	2122.1	2088.6	2012.5	2041.1	2091.2	2130.0	2381.8	2371.0	2122.7	2300.7	2625.2
52.5°	2206.1	2149.1	2100.9	2152.0	2222.3	2267.4	2574.8	2545.5	2268.7	2496.4	2851.0
55°	2207.1	2191.6	2228.4	2265.9	2371.0	2426.4	2777.0	2699.4	2387.8	2688.7	3034.9
57.5°	2332.7	2307.6	2385.5	2402.8	2540.2	2602.6	2978.2	2833.4	2509.0	2836.1	3134.0
60°	2499.0	2477.5	2541.3	2586.9	2749.5	2832.9	3193.0	2971.1	2604.2	2947.3	3129.3
62.5°	2786.2	2761.8	2761.0	2825.0	3044.1	3141.1	3434.1	3106.2	2642.0	2969.3	2995.8
65°	3206.7	3167.8	3094.7	3125.1	3450.9	3547.6	3703.4	3204.0	2592.1	2851.3	2651.9
67.5°	3615.8	3614.5	3524.6	3587.0	3988.0	4065.6	4010.3	3213.7	2436.6	2440.3	2041.9
70°	4023.7	4028.9	4013.7	4230.9	4713.7	4794.5	4337.1	3083.4	2087.0	1762.3	1223.3
72.5°	4346.8	4345.5	4422.1	4982.1	5655.6	5637.5	4612.5	2688.4	1498.4	951.3	584.6
75°	4137.5	4091.9	4320.1	5354.0	6204.6	6116.2	4378.3	1875.3	777.7	433.0	314.7
77.5°	2698.6	2741.9	3076.8	4422.9	5427.2	5319.6	3212.2	875.0	366.4	284.1	228.2
80°	977.3	1022.9	1440.7	2505.3	3739.1	3721.5	1581.8	359.6	247.9	214.5	166.3
82.5°	336.2	353.0	568.4	1112.6	2111.1	2189.8	595.1	204.3	180.2	152.1	113.8
85°	131.9	151.1	259.9	535.3	1064.9	1072.7	241.0	122.2	125.4	99.7	62.4
87.5°	50.1	60.8	124.3	248.6	486.3	446.7	86.3	58.2	71.3	59.3	29.6
90°	0.0	0.0	0.0	0.0	0.0	0.0	0.0	0.0	0.0	0.0	0.0



REPORT NUMBER: P386151

CATALOG NUMBER: GWC-SA1D-730-U-T4FT

CANDELA DISTRIBUTION (continued):

	90°	95°	105°	115°	125°	135°	145°	155°	165°	175°	180°
0°	1186.8	1186.8	1186.8	1186.8	1186.8	1186.8	1186.8	1186.8	1186.8	1186.8	1186.8
2.5°	1188.7	1194.2	1205.7	1213.6	1222.0	1224.3	1225.4	1227.5	1229.6	1228.8	1229.1
5°	1196.0	1206.8	1225.4	1233.3	1236.9	1232.7	1224.6	1218.0	1213.3	1210.7	1209.9
7.5°	1208.1	1223.3	1243.2	1241.9	1233.5	1214.9	1193.9	1178.2	1165.1	1160.3	1157.7
10°	1224.1	1241.9	1255.8	1240.9	1216.5	1184.2	1152.7	1128.3	1108.7	1101.1	1099.8
12.5°	1244.5	1262.6	1265.3	1233.5	1193.1	1149.1	1106.3	1074.0	1044.7	1035.2	1033.1
15°	1271.0	1288.1	1271.8	1220.7	1164.3	1105.0	1049.7	1005.9	974.9	963.4	959.2
17.5°	1298.8	1315.1	1273.1	1199.4	1126.5	1052.8	983.3	938.4	903.0	889.7	888.1
20°	1332.1	1339.5	1267.6	1169.0	1074.6	985.1	912.0	869.7	850.8	841.4	840.4
22.5°	1373.3	1365.4	1255.0	1127.8	1008.7	907.0	847.4	827.8	823.0	820.9	821.7
25°	1416.9	1392.7	1236.4	1074.0	925.6	828.8	800.2	805.7	812.0	811.2	811.2
27.5°	1464.8	1420.5	1207.8	1002.7	833.5	764.8	768.2	788.4	797.9	797.6	797.3
30°	1526.5	1452.0	1171.4	916.9	747.5	719.7	740.4	765.1	777.9	777.4	777.7
32.5°	1602.3	1486.6	1121.8	821.2	685.3	686.4	710.3	734.7	749.6	748.3	748.6
35°	1690.9	1525.4	1054.6	726.8	644.2	659.9	678.8	695.8	710.0	708.2	706.3
37.5°	1787.5	1563.5	965.5	642.3	610.6	635.2	651.0	653.9	660.4	655.7	652.3
40°	1879.3	1592.6	850.6	573.1	576.8	614.3	624.5	613.0	601.2	599.6	594.9
42.5°	1959.3	1602.3	734.4	517.7	541.1	592.2	598.5	574.4	553.2	543.2	539.0
45°	2043.7	1605.7	626.1	471.3	506.7	572.6	579.4	547.1	517.2	495.7	488.6
47.5°	2154.1	1630.3	541.9	437.0	480.5	559.4	569.2	525.4	486.5	455.8	449.3
50°	2298.6	1679.1	473.4	410.7	463.5	550.8	561.8	504.1	461.4	424.4	417.8
52.5°	2459.2	1724.0	418.1	389.5	446.9	535.6	552.4	488.9	437.7	395.3	388.2
55°	2571.4	1689.6	373.5	367.5	425.4	513.8	539.3	476.0	403.9	366.9	360.6
57.5°	2592.9	1572.1	339.7	344.6	399.5	486.5	519.1	447.5	385.6	354.6	348.0
60°	2534.2	1408.5	314.5	323.7	371.7	452.2	481.3	427.3	368.0	341.5	336.0
62.5°	2386.5	1240.9	295.9	304.8	345.7	417.3	457.7	406.0	350.1	326.5	321.0
65°	2088.3	1041.8	278.0	288.0	321.6	387.1	436.4	386.3	332.6	314.5	309.2
67.5°	1576.3	780.3	261.2	270.2	300.1	360.9	413.4	366.9	315.5	304.0	297.7
70°	928.2	488.6	242.1	251.5	277.5	333.6	388.7	345.7	294.3	289.0	280.9
72.5°	432.0	294.0	220.3	229.5	249.2	297.2	357.0	317.9	269.1	257.6	246.5
75°	257.8	215.1	194.6	202.7	216.6	258.3	317.1	289.6	245.2	230.0	218.5
77.5°	192.8	164.5	166.3	174.9	186.2	226.1	280.9	267.3	226.9	215.1	207.2
80°	138.7	124.8	135.6	145.0	156.8	205.6	269.1	247.1	205.1	189.4	182.0
82.5°	92.6	89.7	102.0	111.7	123.3	179.9	252.8	216.4	175.2	155.3	139.0
85°	51.1	54.0	68.7	72.9	82.9	126.7	207.2	173.9	131.9	106.2	101.5
87.5°	21.2	24.9	37.0	35.7	44.1	75.5	136.4	104.9	83.9	62.7	48.8
90°	0.0	0.0	0.0	0.0	0.0	0.0	0.0	0.0	0.0	0.0	0.0

Signify Classified - Internal
Cooper Lighting Solutions Photometric Lab
1121 Highway 74 South
Peachtree City, GA 30269

Scaled Data Report



Report Generated By 670245982

Signify Classified - Internal
Cooper Lighting Solutions Photometric Lab
1121 Highway 74 South
Peachtree City, GA 30269

Scaled Data Report



Signify Classified - Internal
Cooper Lighting Solutions Photometric Lab
1121 Highway 74 South
Peachtree City, GA 30269

Scaled Data Report



Signify Classified - Internal
Cooper Lighting Solutions Photometric Lab
1121 Highway 74 South
Peachtree City, GA 30269

Scaled Data Report





--- HS — SS

Signify Classified - Internal
Cooper Lighting Solutions Photometric Lab
1121 Highway 74 South
Peachtree City, GA 30269

Scaled Data Report



u

Signify Classified - Internal
Cooper Lighting Solutions Photometric Lab
1121 Highway 74 South
Peachtree City, GA 30269

Scaled Data Report



Signify Classified - Internal
Cooper Lighting Solutions Photometric Lab
1121 Highway 74 South
Peachtree City, GA 30269

Scaled Data Report



(END OF REPORT)